

The Ovation Series LED Surface Mount Fixture family has been developed to dramatically improve energy efficiency and quality of light using Solid State Lighting (SSL) technologies. The Ovation Series LED Surface Mount Fixtures provide an attractive, low profile, energy efficient architectural look which has been specifically designed to replace existing fluorescent lighting or for use in new construction. Comfortable, low glare, uniform lighting is attributed to this style of fixture. Typical applications for this type of product are interior spaces where finished ceilings and walls exist. Applications include:

- Commercial/Corporate Office Spaces
- Retail Spaces, Public Spaces and Airports
- Schools, Colleges and Universities
- Hospitals, Government Facilities and Military Bases



project:

fixture type:

catalog #:

quantity:

ORDERING GUIDE

SVN	22	-	-	-	-	-	-	-	-
PREFIX/SERIES	SIZE	OPTICS (DISTRIBUTION)	LUMEN OUTPUT	DRIVER VOLTAGE	DRIVER TYPE	COLOR TEMP.	LENS (DIFFUSER)	HOUSING COLOR / FINISH	FIXTURE OPTIONS
SVN - Ovation Series Surface Mount Fixture	22 - 2x2	N - Normal C - Custom (Specify)	L015 - 1500 L020 - 2000 L030 - 3000 L040 - 4000 L050 - 5000 L060 - 6000 L070 - 7000 LC - Custom (Specify)	UNV - Universal Voltage (120v - 277v) (60 Hz) 120 - 120v 277 - 277v 347 - 347v* *Special order only	DM - 0-10v Low Voltage Dimming (10% - 100%) (Standard) SD - Step Dimming (50% / 100%) LV - Line Voltage Dimming *Specify Voltage (120v or 277v)	C27 - 2700 K* C30 - 3000 K* C35 - 3500 K C40 - 4000 K C50 - 5000 K* *Special Order Only	AF - Frosted Linear Prism Acrylic Lens (Standard) CS - Custom (Specify)	GW - Gloss White (Smooth) (Standard) OS - Occupancy Sensor TW - Textured White TB - Textured Black CS - Custom Finish (Specify)	AR - Air Return Slots OS - Occupancy Sensor DL - Daylight Harvesting Sensor OD - Occupancy/Daylight Sensor DS - Digital Sensor DT - "DainTree" Sensor EM - Emergency Battery Pack *

RENOVA Products Listed on the DLC Qualified Product List (QPL)

See page 4 for complete list.

* Standard "EM" option to be NiCd Battery @ 1000 Lumens @ 90 min. duration (standard). Consult factory for all available options.

** SVN Series Luminaires have a lumen output range from 1500 Lumens through 6,000 Lumens depending on length of fixture and driver/board configuration. Consult factory for correct catalog number on all custom configured lighting products.

PRIOR TO REPLACING AN EXISTING FLUORESCENT FIXTURE, PLEASE NOTE THE FOLLOWING:

Fluorescent lamps contain small amounts of mercury. Such lamps are labeled "Contains Mercury" and / or with the symbol "Hg." Lamps that contain mercury must be disposed of in accordance with local requirements. Information regarding lamp recycling and disposal can be found at www.lamprecycle.org.

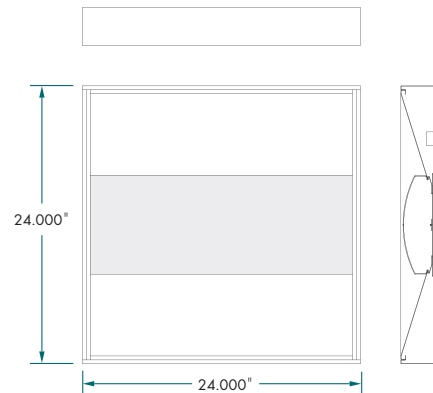
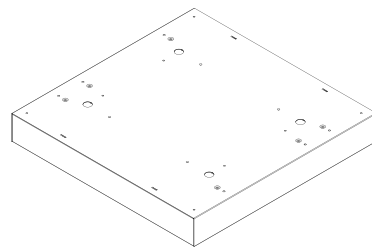
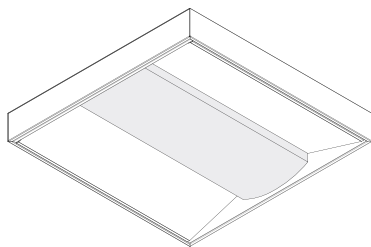
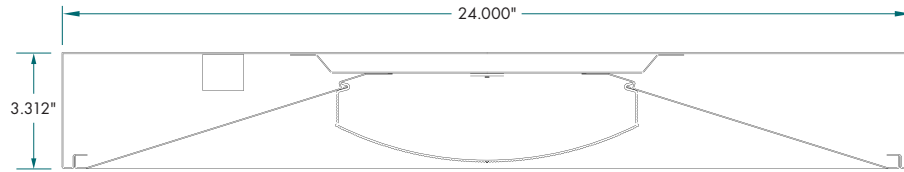


DLC Application Category #6
"2x2 Luminaires for ambient lighting of interior commercial spaces"

DesignLights Consortium® (DLC) qualified product. Not all versions of this product may be DLC qualified. Please check the DLC Qualified Products List at www.designlights.org to confirm which versions are qualified

SVN 2x2 Cross Section

Prefix: SVN22



CONSTRUCTION

- Precision die-formed from code-gauge cold rolled steel.
- Mechanically fastened / resistance welded.
- Consult factory for all options or any modifications needed.

FINISH

Housing

- Gloss White polyester powder coat baked enamel is standard. Consult factory for all other custom colors and finishes.

Reflector / Optics

- High Reflectance Matte White polyester powder coat baked enamel for extreme durability and superior optical efficiency.

LEDs / OPTICS

- High performance LED boards manufactured specifically for interior lighting. LED boards feature the latest mid-power LEDs for maximum performance, efficiency and longevity.
- Standard color temperatures offered are 3500K and 4000K. Consult factory for all other color temperature options. 80 CRI (Minimum). RoHS Compliant.
- Always consult factory for the latest developments and improvements concerning LEDs and Optics.

DRIVERS

- Electronic, high efficiency, programmable, linear, constant current type. Universal voltage 120v-277v (Standard).
- Features include constant lumen maintenance, end of life indication and LED thermal protection.
- 0-10v dimmable. 10%-100% dimming (Standard) / 1%-100% dimming (Optional).
- Factory programmed drive current, Dim to Off function and Soft Start function.
- Step-Dim and Line Voltage Dimming Drivers are optional.
- Auxiliary output (Optional) used to power various sensors / wireless modules.
- Suitable for dry and damp locations.
- UL / CUL Class 2 Recognized, RoHS Compliant.

LENS (DIFFUSER)

- Extruded, clear, 100% virgin acrylic and high light transmission / LED diffusing polymer featuring linear ribbed pattern, which provides a clean, aesthetic architectural look.
- 30% DR additive used to increase resistance to breakage (Optional).

MOUNTING

- Fixtures are designed to be surface mounted or suspended using pendant, aircraft cable or jack chain. Consult factory for all other special mounting conditions.

ELECTRICAL

- Surface Mount fixtures are UL/CUL Listed and labeled for dry / damp locations.
- LM80 performance for 50,000+ hours
- Bi-level dimming option allows 50% power for compliance with common energy codes.
- Driver disconnect provided where required to comply with US & Canadian codes.

QUALITY CONTROL

- All fixtures are designed, fabricated, assembled, tested, packaged and shipped from RENOVA's manufacturing facility in Mansfield, MA (USA).

WARRANTY

- 5-Year limited warranty. Please refer to RENOVA's website at www.renova.com/sales/warranties for the latest warranty terms and conditions.

NOTES:

LED Dimming Drivers have adjustable output capability. A wide range of input watts/lumen output can be adjusted up or down on all models to suit a particular application. Always consult factory for the latest information.

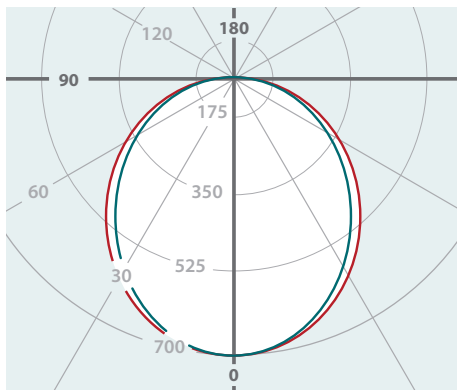
Photometric data, IES files and all other information is available on request.

RENOVA products are constantly being improved; therefore the information shown is subject to change without notice. Always consult your lighting representative or RENOVA Lighting Systems, Inc. for the latest information.



Catalog #: SVN22-N-L020-UNV-DM-C40-AF-XX-XX
 Photometric Test Report #: 11347031-1263972
 Delivered Lumens: 1826
 Efficacy (Lumens/Watt): 118.8
 Power: 15.37w @ 120 VAC
 Power Factor: 0.996
 Current THD: 4.75%
 CRI: 84.5
 CCT: 3463 K
 LED Life: 50,000+ hrs

Candela Distribution Polar Plot



180 Deg. Plane (Green)
 0 Deg. Plane (Dark Green)
 270 Deg. Plane (Red)
 90 Deg. Plane (Dark Red)

Spacing/Mounting Height: 1.17
 SC (Along): 1.17 SC (Across): 1.17

Cone of Light Tabulation

Ht.	Fc	Dia. (Ft)
4'	43.7	4.75'
6'	19.4	7.12'
8'	10.9	9.49'
10'	6.99	11.9'
12'	4.85	14.2'
14'	3.57	16.6'
16'	2.73	19.0'

Coefficients of Utilizations (%)
Effective Floor Cavity Reflectance 20 Per (pfc=0.20)

pcc	pw	80				70				50		
		70	50	30	10	70	50	30	10	50	30	10
RCR	0	2174	2174	2174	2174	2123	2123	2123	2123	2029	2029	2029
	1	1984	1895	1816	1745	1934	1854	1782	1717	1776	1717	1662
	2	1805	1654	1528	1423	1757	1619	1504	1406	1554	1457	1373
	3	1647	1454	1305	1187	1602	1425	1287	1176	1371	1252	1155
	4	1510	1291	1131	1009	1468	1267	1117	1002	1221	1091	988
	5	1390	1156	993	872	1352	1136	982	867	1097	961	857
	6	1286	1043	880	764	1251	1026	872	760	993	856	753
	7	1194	948	788	677	1162	933	781	674	905	768	669
	8	1112	866	712	605	1084	854	706	603	829	695	600
	9	1040	796	647	546	1014	786	643	545	765	634	542
	10	976	736	592	497	953	727	588	495	708	581	493

Luminaire Summary CD./SQ.M.

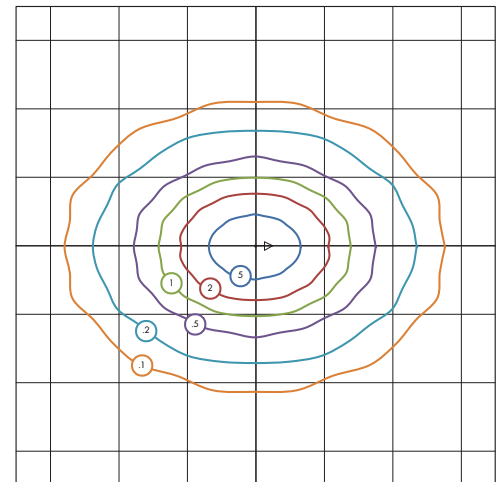
Angle	Along	45.0	Across
0	2048	2048	2048
45	1620	1696	1789
55	1455	1567	1720
65	1284	1481	1723
75	1066	1457	1771
85	800	1308	1516

Zonal Lumen Summary

Zone	Lumens	% Luminaire
0-30	527	28.9
0-40	846	46.3
0-60	1438	78.8
0-90	1826	100.0
40-90	980	53.7
60-90	388	21.2
90-180	0	0.0
0-180	1377	100.0

Horizontal Footcandles

Mounting Height = 8" - 0' A.F.F.
 Maximum Calculated Value = 12.23 Fc



Grid Lines in Units of Mounting Height

5fc (Blue) 2fc (Red) 1fc (Green) .5fc (Purple) .2fc (Dark Blue) .1fc (Orange)



SVN Series LED Luminaires Listed on the DLC Qualified Products List (QPL)

RENOVA Catalog Number	Delivered Lumens	Input Watts	Lumens per Watt	DLC - QPL Classification
SVN22-N-L020-UNV-DM-C35-AF-xx	1870	15.39	121.51	Premium
SVN22-N-L020-UNV-DM-C40-AF-xx	1826	15.37	118.80	Premium
SVN22-N-L030-UNV-DM-C35-AF-xx	2760	23.39	118.00	Premium
SVN22-N-L030-UNV-DM-C40-AF-xx	2836	23.39	121.28	Premium
SVN22-N-L040-UNV-DM-C35-AF-xx	3674	32.41	113.36	Premium
SVN22-N-L040-UNV-DM-C40-AF-xx	3776	32.41	116.51	Premium
SVN22-N-L050-UNV-DM-C35-AF-xx	4697	39.64	118.49	Premium
SVN22-N-L050-UNV-DM-C40-AF-xx	4827	39.64	121.78	Premium
SVN22-N-L060-UNV-DM-C35-AF-xx	5533	48.35	114.44	Premium
SVN22-N-L060-UNV-DM-C40-AF-xx	5686	48.35	117.62	Premium