

Standard Vanity Wrap

Prefix: SVW

The Standard Vanity Wrap (SVW) Fixture family has been developed to dramatically improve energy efficiency and quality of light using Solid State Lighting (SSL) technologies. The Standard Vanity Wrap Series provides an attractive, low profile, energy efficient architectural look which has been specifically designed to replace existing fluorescent lighting or for use in new construction. Comfortable, low glare, uniform lighting is attributed to this style of fixture. Typical applications for this type of product are interior spaces where finished ceilings and walls exist. Applications include:

- Commercial/Corporate Office Spaces
- Schools, Colleges and Universities
- Retail Spaces, Public Spaces and Airports
- Hospitals, Government Facilities and Military Bases



project: _____

fixture type: _____

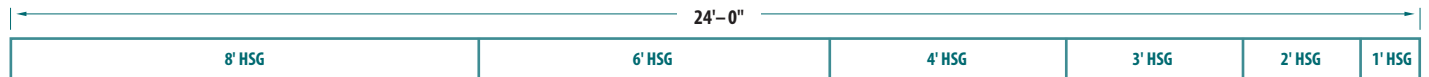
catalog #: _____

quantity: _____

ORDERING GUIDE

PREFIX/SERIES	SIZE	OPTICS (DISTRIBUTION)	LUMEN OUTPUT*	DRIVER VOLTAGE	DRIVER TYPE	COLOR TEMP.	LENS (DIFFUSER)	HOUSING COLOR / FINISH	FIXTURE OPTIONS
SVW - Standard Vanity Wrap	1 - 1' 2 - 2' 3 - 3' 4 - 4' 6 - 6' 8 - 8'	N - Normal C - Custom (Specify)	L010 L130 L020 L140 L030 L150 L040 L160 L050 L170 L060 L180 L070 L190 L080 L200 L090 L210 L100 L220 L110 L230 L120 L240 LC - Custom (Specify)	UNV - Universal Voltage (120v - 277v) (60 Hz) (Standard) 120 - 120v, 60Hz 277 - 277v, 60Hz 347 - 347v *Special Order Only	DM - 0-10v Low Voltage Dimming (10% - 100%) (Standard) SD - Step Dimming (50% / 100%) LV - Line Voltage Dimming *Specify Voltage (120v or 277v)	C27 - 2700 K* C30 - 3000 K* C35 - 3500 K C40 - 4000 K C50 - 5000 K* *Special Order Only	AF - Frosted Linear Prism Acrylic Lens (Optional) AP - Clear, Linear Prismatic Acrylic Lens (Standard) CS - Custom (Specify)	PP - Prepainted (White) (Standard With Pop Rivet Construction) GW - Gloss White (Smooth) TW - Textured White TB - Textured Black CS - Custom Finish (Specify)	EM - Emergency Battery Pack * SNS200 - PHILLIPS Wireless Control

*L(x) = (x) Lumens



*EXAMPLE: CONTINUOUS ROW @ 1000 LUMENS PER FOOT

- (QTY=1) SVW8-N-L080-UNV-DM-C40-AF-PP (QTY=1) SVW4-N-L040-UNV-DM-C40-AF-PP (QTY=1) SVW2-N-L020-UNV-DM-C40-AF-PP
 (QTY=1) SVW6-N-L060-UNV-DM-C40-AF-PP (QTY=1) SVW3-N-L030-UNV-DM-C40-AF-PP (QTY=1) SVW1-N-L010-UNV-DM-C40-AF-PP

* Standard "EM" option to be NiCd Battery @ 1000 Lumens @ 90 min. duration (standard). Consult factory for all available options.

** SVW Series Fixtures have a lumen output range from 300 Lumens through 12,000 Lumens depending on length of fixture and driver/board configuration. Consult factory for correct catalog number on all custom configured lighting products.

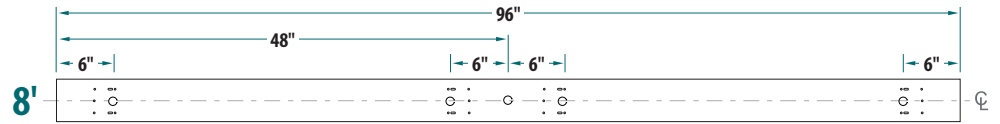
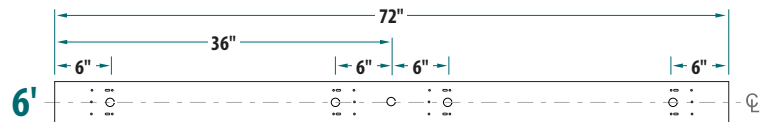
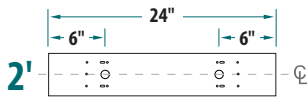
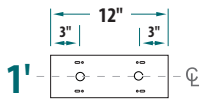
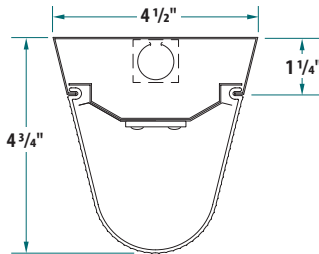


PRIOR TO REPLACING AN EXISTING FLUORESCENT FIXTURE, PLEASE NOTE THE FOLLOWING:

Fluorescent lamps contain small amounts of mercury. Such lamps are labeled "Contains Mercury" and / or with the symbol "Hg." Lamps that contain mercury must be disposed of in accordance with local requirements. Information regarding lamp recycling and disposal can be found at www.lamprecycle.org.

SVW Cross Section & Fixture Dimensions

Prefix: SVW



Note: Unless otherwise specified, all EKO's are 7/8" diameter.

CONSTRUCTION

- Precision die-formed from code-gage cold rolled steel.
- Mechanically fastened (standard - when ordered as "PP" under "Housing Color / Finish" in the ordering guide.
- Resistance (spot) welded construction is optional.
- Consult factory for all options or any modifications needed.

FINISH

- Reflector/Optics
 - High Reflectance Matte White polyester powder coat baked enamel for extreme durability and superior fixture efficiency.

LED's/OPTICS

- High performance LED boards manufactured specifically for interior lighting. LED boards feature the latest mid-power LEDs for maximum performance, efficiency and longevity.
- Standard color temperatures offered are 3500K and 4000K. Consult factory for all other color temperature options. 80 CRI (Minimum). RoHS Compliant.

- Always consult factory for the latest developments and improvements concerning LEDs and Optics.

DRIVERS

- Electronic, constant current type. Universal voltage 120v-277v (Standard).
- 0-10v dimmable. 10-100% (Standard) / 0-100% (Optional).
- Step-Dim and Line Voltage Dimming Drivers are optional.
- Suitable for dry and damp locations.
- UL Recognized Class 2, RoHS Compliant.

LENS (DIFFUSER)

- Custom extruded from special blend of 100% virgin acrylic & high light transmission/LED diffusing polymer. 30% DR additive used to increase resistance to breakage. (Frosted diffuser is optional.)
- Extruded linear ribs provide clean, aesthetic architectural look.
- Clear, Prismatic (Pattern 12) Acrylic lens with 30% DR additive (standard)

MOUNTING

- Fixtures are designed to be surface mounted, or suspended using pendent, aircraft cable, or jack chain. Consult factory for all other special mounting conditions.

ELECTRICAL

- Surface Mount Fixtures are UL/CUL listed and labeled for dry/damp locations.
- LM₇₀ performance for 50,000+ hours
- Bi-Level dimming option allows 50% power for compliance with common energy codes.
- Driver disconnect provided where required to comply with US & Canadian codes.

QUALITY CONTROL

- All fixtures are designed, fabricated, assembled, tested, packaged and shipped from RENOVA's manufacturing facility in Warwick, RI (USA).

WARRANTY

- 5-year limited warranty. Please refer to RENOVA's website at www.renova.com/sales/warranties for the latest warranty terms and conditions.

NOTES:

LED Dimming Drivers have adjustable output capability. A wide range of input watts/lumen output can be adjusted up or down on all models to suit a particular application. Always consult factory for the latest information.

Photometric data, IES files and all other information is available on request.

RENOVA products are constantly being improved; therefore the information shown is subject to change without notice. Always consult your lighting representative or RENOVA Lighting Systems, Inc. for the latest information.