

The LED Flat Panel Series (LFP) recessed luminaire family represents the latest development in back-lit thin panel lighting technology. This type of Solid-State Lighting (SSL) technology is used to create a luminaire that produces light that appears consistent to the human eye across the diffuser panel. Light is transmitted from an LED array through the light emitting diffuser. RENOVA's "LFP" Series luminaires have become increasingly popular in office lighting environments due to its delivery of high quality illumination as assessed by parameters such as lumen output (intensity), CRI (color rendering index) and VCP (Visual Comfort Parameter) / UGR (Unified Glare Rating). Other attributes with this type of luminaire include thin profile and streamlined design. Applications include:

- Commercial/Corporate Office Spaces
- Retail Spaces, Public Spaces and Airports
- Schools, Colleges and Universities
- Hospitals, Government Facilities and Military Bases



LED Flat Panel 2x2



Optional  
Wireless Sensor  
Shown Installed



project:

fixture type:

catalog #:

quantity:



## ORDERING GUIDE

LFP 22 - - - - -

SERIES	SIZE	OPTICS (DISTRIBUTION)	LUMEN OUTPUT	DRIVER VOLTAGE	DRIVER TYPE	COLOR TEMP.	DIFFUSER TYPE	TRIM COLOR AND FINISH	FIXTURE OPTIONS
LFP - LED Flat Panel	22 - 2x2	N - Normal	<b>L015</b> - 1500 (12w) <b>L020</b> - 2000 (15w) <b>L025</b> - 2500 (28w) <b>L030</b> - 3000 (20w) <b>L035</b> - 3500 (28w) <b>L040</b> - 4000 (32w) <b>LKFS</b> -Field Selectable*	UNV - Universal Voltage (120v - 277v) (60 Hz)	DM - 0-10v Low Voltage Dimming (10% - 100%)	<b>C35</b> - 3500 K <b>C40</b> - 4000 K <b>C50</b> - 5000 K <b>Blank</b> -Field Selectable*	F - Frosted Linear PMMA Lens	<b>W</b> - White <b>CS</b> - Custom (Specify)	<b>EMPK</b> - Emergency Battery Pack * <b>SNS21x</b> - Phillips Wireless Sensor (EasySense) -Occupancy/Vacancy -Daylight Harvesting -Task Tuning -Advanced Grouping <b>FMK22</b> - Flange Mnt Kit <b>RMK22</b> - Regressed Mnt Kit <b>RARMK22</b> - Regressed w/ air return Mnt Kit <b>PMK22</b> - Pendant Mnt Kit <b>SMK22</b> - Surface Mnt Kit

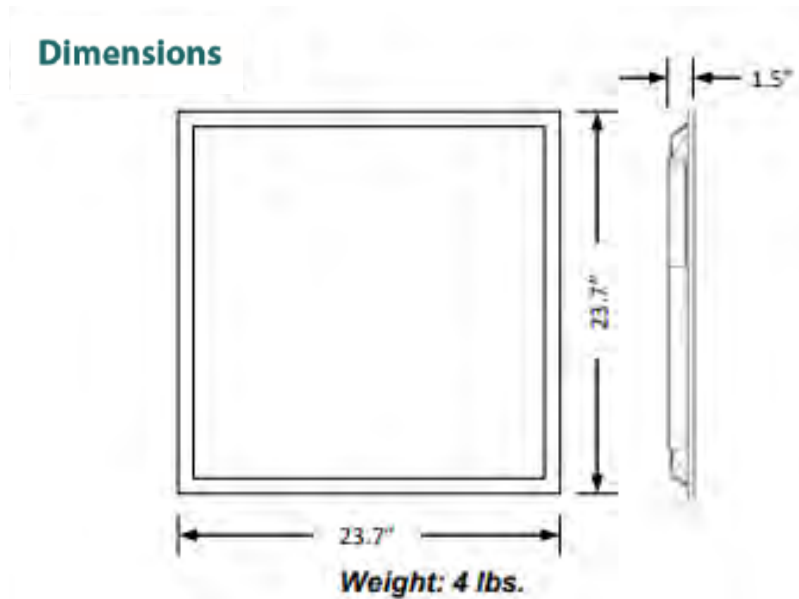
\*LKFS = Field Selectable Delivered Lumens  
3000(20w)/3500(28w)/4000lms(32w)

\*Blank = Field Selectable CCT  
35K/4K/5K



PRIOR TO REPLACING AN EXISTING FLUORESCENT FIXTURE, PLEASE NOTE THE FOLLOWING:

Fluorescent lamps contain small amounts of mercury. Such lamps are labeled "Contains Mercury" and / or with the symbol "Hg." Lamps that contain mercury must be disposed of in accordance with local requirements. Information regarding lamp recycling and disposal can be found at [www.lamprecycle.org](http://www.lamprecycle.org).



#### FEATURES

- Field selectable 3500k (warm/neutral white), 4000k (neutral white), & 5000k (cool white) color temperatures.
- Long-life LEDs provide 144,000 hours of operation with at least 70% of initial lumen output (L70), and 44,000 hours with at least 90% of initial lumen output (L90).
- Selectable lumen outputs range from 3,000 to 4,000 nominal lumens.
- Uniform illumination with no visible LED pixilation.
- Aluminum frame and steel housing backplate.
- PMMA LED lenses for optimal light distribution, efficiency and longevity.

#### ELECTRICAL

- Universal 120-277 AC voltage (50-60Hz) is standard.
- 0-10vdc dimming drivers are standard.
- Power factor > 90.
- Total harmonic distortion < 20%.
- Color rendering index > 80.

#### MOUNTING

- Easy installation in new construction or retrofit.
- Standard earthquake clips provide secure installation in grid ceilings.
- Optional emergency drivers (remote mounted) are available.
- Standard mounting options include recessed mounting in grid ceilings, or suspended mounting using attached hanging brackets.
- Additional mounting options in plaster or other hard ceilings, pendant, surface

#### WARRANTY

- 5-Year limited warranty. Please refer to RENOVA's website at [www.renova.com/warranties](http://www.renova.com/warranties) for the latest warranty terms and conditions.

#### LISTINGS

- cULus for damp locations and insulated ceilings (Type IC-rated). Suitable for ambient temperatures from -20°C to 40°C (-4°F to 104°F).
- DLC approved.
- Flicker-free per IEEE1789-2015 (no observable adverse effects of flicker at 100% light output level).
- Complies with FCC Part 15, class B.
- Surge immunity protection = 1kV

#### QUALITY CONTROL

- All luminaires are inspected and 100% light tested prior to packaging and shipping. All products are shipped from RENOVA's manufacturing facility and corporate headquarters located in Warwick, RI (USA).

#### NOTES:

LED Dimming Drivers have adjustable output capability. A wide range of input watts/lumen output can be adjusted up or down on all models to suit a particular application. Always consult factory for the latest information.

Photometric data, IES files and all other information is available on request.

RENOVA products are constantly being improved; therefore the information shown is subject to change without notice. Always consult your lighting representative or RENOVA Lighting Systems, Inc. for the latest information.

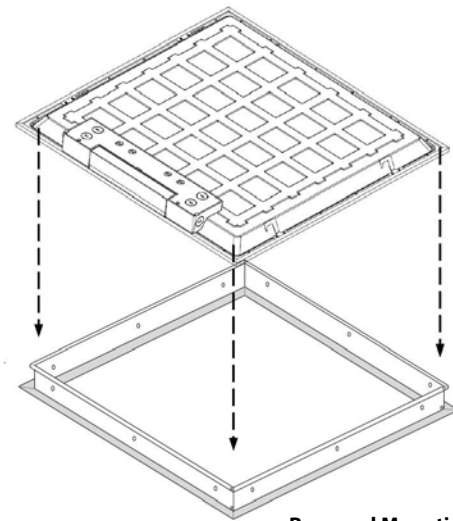
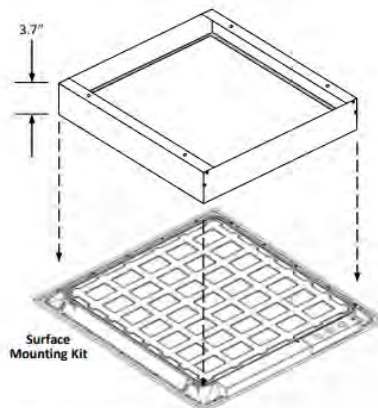
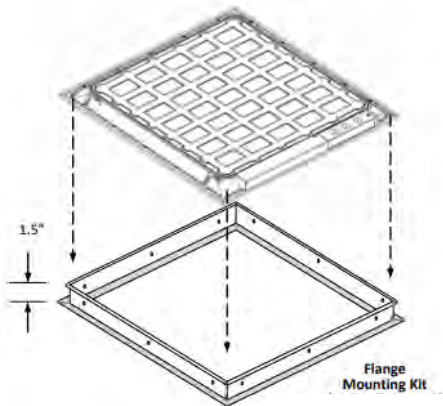


## 2x2 LED Flat Panels as listed on the DLC Qualified Products List (QPL)

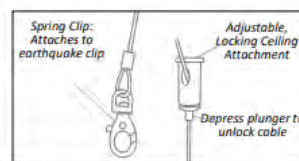
DLC Product ID #	Classification	Technical Req. Version	Catalog Number	Delivered Lumens	Input Watts	Efficacy (LPW)	Color Temp. (CCT)	Color Rendition Index (CRI)
S-WLIN65	Premium	v5.1	LFP22-N-L040-UNV-DM-C35-AF-XX-XX	4072	32.0	127.3	3500 K	80.0
S-WLIN65	Premium	v5.1	LFP22-N-L040-UNV-DM-C40-AF-XX-XX	4290	32.0	134.0	4000 K	80.0
S-WLIN65	Premium	v5.1	LFP22-N-L040-UNV-DM-C50-AF-XX-XX	4179	32.0	130.5	5000 K	80.0

## Options

•Optional regressed with air return kit (fixture option RAR) provides regressed installation on plaster or other hard ceilings.



## Cable Mounting Kit



## Cable Mount Kit:

- Spring Clip
- Adjustable, locking ceiling attachment