

Aurora LED High Bay Series

Prefix: AUR

The Aurora Series LED High Bay fixture family has been developed to dramatically improve energy efficiency and quality of light using Solid State Lighting (SSL) technologies. The Aurora Series LED High Bay fixtures provide an attractive, energy efficient, contemporary look which has been specifically designed to replace existing fluorescent/HPS/MH Lighting or for use in new construction. Comfortable, low glare, uniform lighting is attributed to this style of fixture. Typical applications for this type of product are interior spaces.

- Warehouses
- Commercial Spaces
- Industrial Spaces
- Schools, Colleges and Universities
- Storage Facilities
- Government Facilities
- Manufacturing Spaces
- Horticulture Environments



project:

fixture type:

catalog #:

quantity:

ORDERING GUIDE

PREFIX/SERIES	SIZE	OPTICS (DISTRIBUTION)	LUMEN OUTPUT*	DRIVER VOLTAGE	DRIVER TYPE	COLOR TEMP.	LENS (DIFFUSER)	HOUSING COLOR / FINISH	FIXTURE OPTIONS
AUR - Aurora Series	<ul style="list-style-type: none"> • 2 - 24" • 4 - 48" <p>*See Note</p> <p><small>*Select fixture size as required (2 fixture can deliver up to 30,000 lumens)</small></p>	<ul style="list-style-type: none"> N - Normal C - Custom (Specify) 	<ul style="list-style-type: none"> • L050-5,000 • L075-7,500 • L100-10,000 • L125-12,500 • L150-15,000 • L175-17,500 • L200-20,000 • L225-22,500 • L250-25,000 • L275-27,500 • L300-30,000 • L325-32,500 • L350-35,000 • L375-37,500 • L400-40,000 <p>LX - Custom (Specify)</p> <p><small>*L(x) = Delivered Lumens Example: L090 = 9,000 Lumens</small></p>	<ul style="list-style-type: none"> UNV - Universal Voltage (120v - 277v) (60 Hz) (Standard) 347 - 347v * 480 - 480v * <p>*Special Order Only</p>	<ul style="list-style-type: none"> DM - 0-10v Low Voltage Dimming (10% - 100%) (Standard) DM1 - 0-10v Low Voltage Dimming (1% - 100%) SD - Step Dimming (50% / 100%) 	<ul style="list-style-type: none"> C27 - 2700 K* C30 - 3000 K* C35 - 3500 K* C40 - 4000 K C50 - 5000 K C65 - 6500 K* <p>*Special Order Only</p>	<ul style="list-style-type: none"> NDF - No Diffuser, "Open" Fixture (Standard) APC - Frosted Polycarbonate "Flat" Profile Texture Surface 	<ul style="list-style-type: none"> PP - Pre-painted Gloss White "Smooth" (Standard) GW - Gloss White "Smooth" TW - Matte White "Textured" TB - Matte Black "Textured" CS - Custom Finish (Specify) 	<ul style="list-style-type: none"> VC - "V"-Cables SNH200 - PHILIPS Wireless Control System

* Consult factory for all hanging hardware options and power feed / plug options
 * LED Dimming Drivers have adjustable (programmable) output capability. A wide range of input watts / lumen output can be adjusted up or down on all models to suit a particular application. Always consult factory for the latest information.

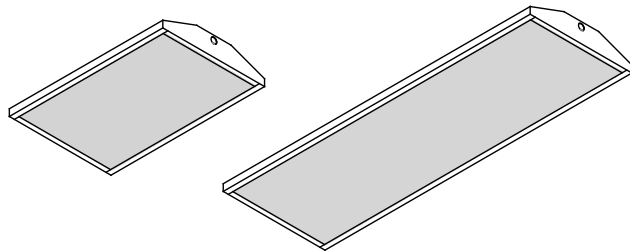
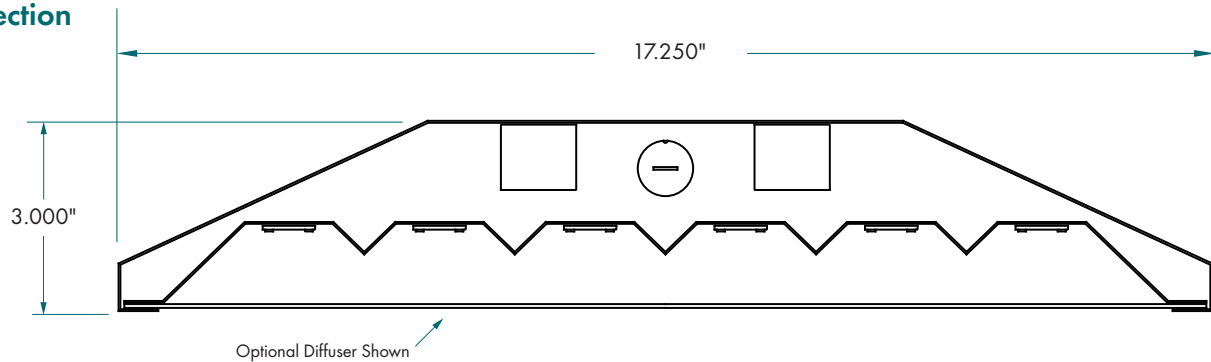


PRIOR TO REPLACING AN EXISTING FLUORESCENT FIXTURE, PLEASE NOTE THE FOLLOWING:

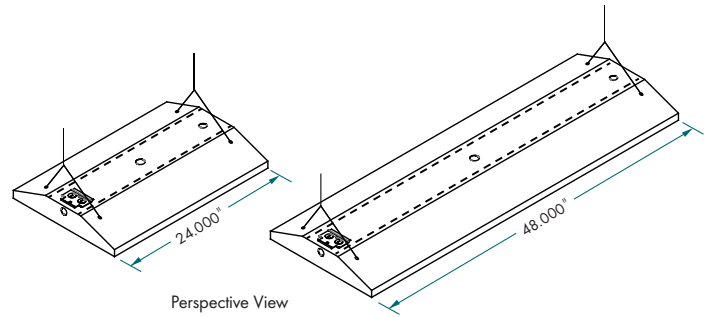
Fluorescent lamps contain small amounts of mercury. Such lamps are labeled "Contains Mercury" and / or with the symbol "Hg." Lamps that contain mercury must be disposed of in accordance with local requirements. Information regarding lamp recycling and disposal can be found at www.lamprecycle.org.

AUR
Cross Section

Prefix: AUR



Perspective View
(From Below)



Perspective View
(From Above)

CONSTRUCTION

- Housing to be manufactured from code-gauge, die-formed cold rolled steel.
- All components are mechanically or resistance welded for superior strength and rigidity.
- Electrical Knock-Outs (EKO's) are provided in end caps and housing.

REFLECTOR

- Reflectors are inherent and is part of the housing design. Finish is high-reflectance matte white (95% T.R.)
- Reflectors are designed to allow for quick access to LED drivers and optional controls (if installed).

FINISH

- Gloss White polyester (pre-paint) powder coat baked enamel is standard.
- Gloss White polyester (post-paint) powder coat baked enamel is an option. (please consult factory for availability)
- Custom colors and finishes are available as an option (including color-matching).

LEDs / OPTICS

- High performance LED boards manufactured specifically for RENOVA Lighting. LED boards feature the latest mid-power LEDs for maximum performance, efficiency and longevity.

- Standard color temperatures offered are 4000K and 5000K. Other optional color temperatures available are 2700K, 3000K, 3500K & 6500K. 80 CRI (Min.). 90+ CRI available as an option. RoHS Compliant.
- Always consult RENOVA for the latest developments and improvements concerning LED's and Optics.

DRIVERS

- Electronic, constant current type. Universal voltage (120v-277v) is standard.
- 0- 10v Low Voltage, dimmable. 10% - 100% (Standard). 0% - 100% (Optional).
- Step-Dim (Specify Voltage) is optional.
- Suitable for dry and damp locations. UL Recognized Class 2, RoHS Compliant

LENS (DIFFUSER)

- Optional flat, clear, high impact virgin acrylic, 0.060 thick for high light transmission
- Optional flat, frosted, white "Makrolon" polycarbonate, 0.060 thick for high light transmission. Textured surface offers superior light diffusion for a glare free luminous look.
- Optional heavy-duty welded wireguard (Gloss White Powdercoat).
- Many other diffuser options available. Consult factory.

MOUNTING

- Fixtures are designed to be suspended using pendant, adjustable aircraft cable, or jack chain. Consult factory for all other special mounting conditions..

ELECTRICAL

- Surface / Suspended fixtures are UL/CUL Dry/Damp Location Listed and Labeled.
- Bi-Level dimming option allows 50% power reduction for compliance with common energy codes.
- Driver disconnect provided where required to comply with US & Canadian codes.

QUALITY CONTROL

- All fixtures are designed, fabricated, assembled, tested, packaged and shipped from RENOVA's manufacturing facility in Warwick, RI (USA).

WARRANTY

- 5-Year limited warranty. Please refer to RENOVA's website at www.renova.com/warranties for the latest warranty terms and conditions.

NOTES:

LED Dimming Drivers have adjustable output capability. A wide range of input watts/lumen output can be adjusted up or down on all models to suit a particular application. Always consult factory for the latest information.

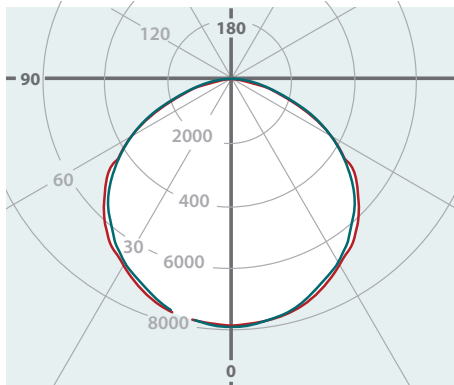
Photometric data, IES files and all other information is available on request.

RENOVA products are constantly being improved; therefore the information shown is subject to change without notice. Always consult your lighting representative or RENOVA Lighting Systems, Inc. for the latest information.



Catalog #: AUR2-NL240-UNV-DM-C40-NDF-XX-XX
 Photometric Test Report #: 12307851.03
 Delivered Lumens: 23820
 Efficacy (Lumens/Watt): 142.0
 Power: 167.7w @ 120 VAC
 Power Factor: 0.994
 Current THD: 9.89%
 CRI (Ra): 83.5
 CRI (R9): 14.2
 CCT: 4054 K
 LED Life: L70 (>60,000hrs)/L90 (=36,000hrs)

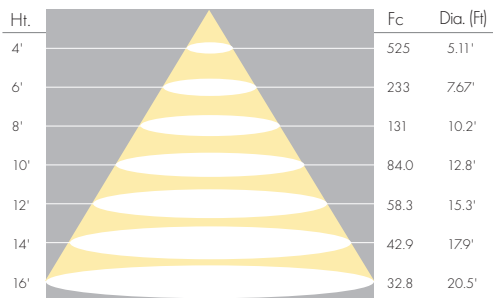
Candela Distribution Polar Plot



Along **Across**
 — 180 Deg. Plane — 270 Deg. Plane
 — 0 Deg. Plane — 90 Deg. Plane

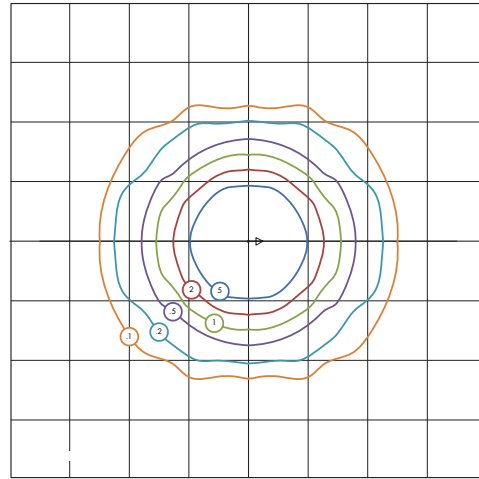
SC (Along): 1.27 SC (Across): 1.29

Cone of Light Tabulation



Horizontal Footcandles

Mounting Height = 8'-0" A.F.F.



Grid Lines in Units of Mounting Height

■ 5fc ■ 2fc ■ 1fc ■ .5fc ■ .2fc ■ .1fc

Average Luminance Summary (cd/m²)

Horizontal Angle (Degrees)

Angle	Along (0°)	45°	Across (90°)
0	35380	35380	35380
45	34320	34820	35620
55	33940	33780	33430
65	30530	29790	28220
75	24290	21760	20760
85	11030	6737	3470

Zonal Lumen Summary

Zone	Lumens	% Luminaire
0-40	10849	45.2%
0-60	19434	80.9%
0-90	24009	100.0%
90-180	0	0.0%

		Coefficients of Utilizations (%)																	
		Effective Floor Cavity Reflectance 20 Per (pfc=0.20)																	
pcc		80				70				50			30			10			0
pw		70	50	30	10	70	50	30	10	50	30	10	50	30	10	50	30	10	0
RCR	0	119	119	119	119	116	116	116	116	111	111	111	106	106	106	102	102	102	100
	1	109	105	101	97	107	102	99	95	98	95	92	94	92	89	91	89	87	85
	2	99	91	85	79	97	89	83	78	86	81	76	83	78	75	80	76	73	71
	3	91	80	72	66	88	79	71	65	76	69	64	73	67	63	70	66	62	60
	4	83	71	62	56	81	70	62	55	67	60	54	65	59	54	63	57	53	51
	5	76	63	54	48	74	62	54	48	60	53	47	58	52	47	56	51	46	44
	6	70	57	48	42	68	56	48	41	54	47	41	53	46	41	51	45	40	38
	7	65	52	43	37	63	51	42	37	49	42	36	48	41	36	46	40	36	34
	8	61	47	39	33	59	46	38	33	45	38	32	44	37	32	43	37	32	30
	9	57	43	35	29	55	43	35	29	41	34	29	40	34	29	39	33	29	27
	10	53	40	32	27	52	39	32	27	38	31	26	37	31	26	36	30	26	24