



The Eco Series LED Recessed Fixture family has been developed to dramatically improve energy efficiency and quality of light using Solid State Lighting (SSL) technologies. The Eco Series LED Recessed Fixtures provide an attractive, energy efficient architectural look which has been specifically designed to replace existing fluorescent lighting or for use in new construction. Comfortable, low glare, uniform lighting is attributed to this style of fixture. Typical applications for this type of product are interior spaces where finished ceilings and walls exist. Applications include:

- Commercial/Corporate Office Spaces
- Retail Spaces, Public Spaces and Airports
- Schools, Colleges and Universities
- Hospitals, Government Facilities and Military Bases



project:

fixture type:

catalog #:

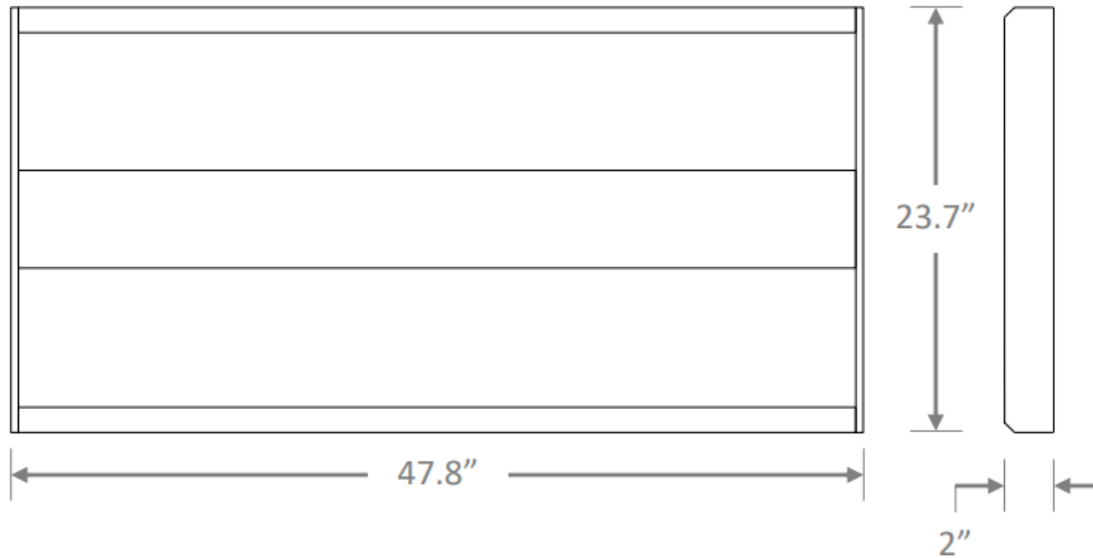
quantity:

ORDERING GUIDE

EVN	24	-	N	-	LFKS	-	UNV	-	DS	-	-	-	AF	-	
PREFIX/SERIES	SIZE	OPTICS (DISTRIBUTION)	LUMEN OUTPUT*	DRIVER VOLTAGE	DRIVER TYPE	COLOR TEMP.	CRI	LENS (DIFFUSER)	FIXTURE OPTIONS						
EVN - Eco Series Recessed	24-2x4	N - Normal	LFKS- Field selectable 3750lms (30w) 5000lms (40w) 6000lms (50w) 7800lms (60w) 9360lms (72w)	UNV - Universal Voltage (120v - 277v) (50/60 Hz)	DS - 0-10v Low Voltage Dimming (10% - 100%)	Blank-Field Selectable 30K/35K 40K/50K/65K	Blank-80CRI	AF - Frosted Linear PMMA Lens (Standard)	OS-PIR Sensor†† EM - Emergency Battery Pack † SMK24 - Surface Mounting Kit* CMK24 - Cable Mounting Kit*						

† Standard "EM" option to be NiCd Battery @ 5 Watts constant power @ 90 min. duration (standard). Consult factory for all available options.

†† PIR Sensors with daylight priority comes with default settings: Detection area 100%, Hold time 10min, Daylight Threshold - disable, standby period 10min, standby dimming 20%. (Sensor settings can be changed in field via Bluetooth remote - HDR (sold separately))



Weight: 11 lbs.

CONSTRUCTION

- Steel housing.
- Built-in earthquake clips provide secure installation in grid ceilings.

FINISH

- High Reflectance Matte White polyester powder coat baked enamel for extreme durability and superior fixture efficiency. Total Reflectance = 97%.

LED's/OPTICS

- High performance LED boards manufactured specifically for interior lighting. LED boards feature the most current LEDs for maximum performance, efficiency and longevity.
- Standard color temperatures offered are 3500K, 4000K and 5000K.
- 80 CRI
- Always consult factory for the latest developments and improvements concerning LEDs and Optics.

DRIVERS

- Electronic, constant current type. Universal voltage (120v-277v).
- 0-10v dimmable. 10-100%
- Suitable for dry and damp locations.
- UL Recognized Class P, RoHS Compliant.

LENS (DIFFUSER)

- Extruded PMMA lens.

MOUNTING

- Recessed fixtures are designed to be mounted into a standard NEMA "G" T-grid ceiling. Consult factory for all other special mounting conditions.

ELECTRICAL

- Recessed fixtures are UL/CUL Listed and labeled for dry / damp locations.
- LM80 performance for 50,000+ hours

QUALITY CONTROL

- All fixtures are designed, fabricated, assembled, tested, packaged and shipped from RENOVA's manufacturing facility in Warwick, RI (USA).

WARRANTY

- 5-Year limited warranty. Please refer to RENOVA's website at www.renova.com/sales/warranties for the latest warranty terms and conditions.

NOTES:

LED Dimming Drivers have adjustable output capability. A wide range of input watts/lumen output can be adjusted up or down on all models to suit a particular application. Always consult factory for the latest information.

Photometric data, IES files and all other information is available on request.

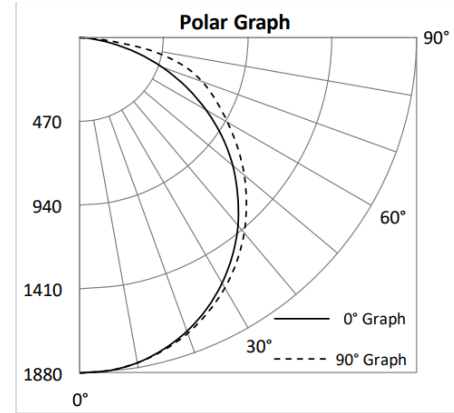
RENOVA products are constantly being improved; therefore the information shown is subject to change without notice. Always consult your lighting representative or RENOVA Lighting Systems, Inc. for the latest information.

Luminaire Data

Description	Center Basket 2X4 6L 5K - LKFS
Total Lumens	5,675
Input Wattage	44
Efficacy (lm/W)	129
Spacing Criterion (0-180°)	1.26
Spacing Criterion (90-270°)	1.28

Zonal Lumen Summary

Zone	Lumens	%Fixt
0-20°	689	12.1%
0-30°	1,465	25.8%
0-40°	2,407	42.4%
20-50°	2,706	47.7%
40-70°	2,630	46.3%
0-60°	4,305	75.9%
0-80°	5,526	97.4%
0-90°	5,671	99.9%
90-180°	4	0.1%
0-180°	5,675	100.0%

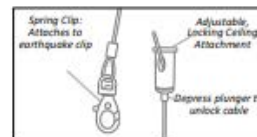
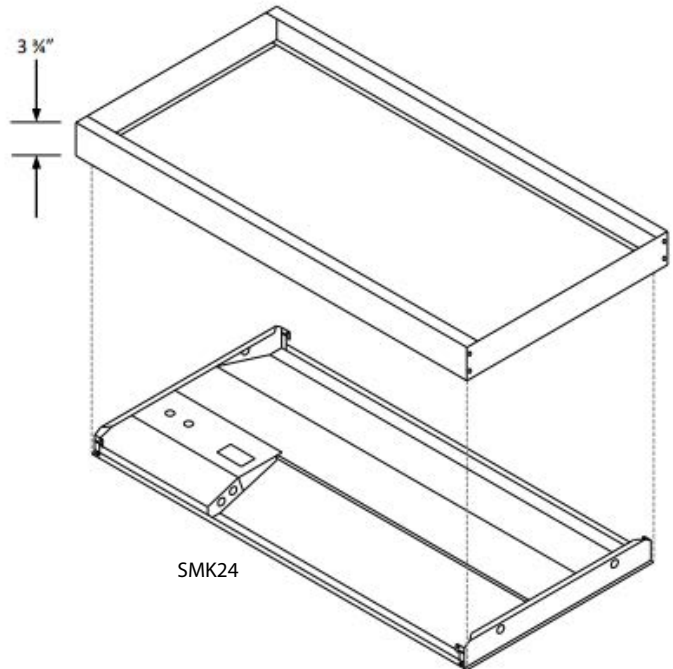


Measurements	Low Lumens			Mid Lumens			High Lumens		
	3500K	4000K	5000K	3500K	4000K	5000K	3500K	4000K	5000K
Lumens	4466	4566	4460	4922	5062	5002	5653	5850	5675
Watts	33	32	33	37	36	37	44	43	44
Efficacy	134	141	134	132	139	134	128	137	129
Input Current (A)	120V = 0.28A	120V = 0.27A	120V = 0.28A	120V = 0.31A	120V = 0.30A	120V = 0.31A	120V = 0.37A	120V = 0.36A	120V = 0.37A
	240V = 0.14A	240V = 0.13A	240V = 0.14A	240V = 0.15A	240V = 0.15A	240V = 0.15A	240V = 0.18A	240V = 0.18A	240V = 0.18A
	277V = 0.12A	277V = 0.12A	277V = 0.12A	277V = 0.13A	277V = 0.13A	277V = 0.13A	277V = 0.16A	277V = 0.16A	277V = 0.16A

Mounting Options:

(order separately)

- Optional surface mounting kits (SMK24) mounts below the ceiling.
- Optional cable mounting kits provide additional security, as well as suspended mounting. Attach one end of the Cable Mount Kit (CMK24) to luminaire earthquake clips using spring clips, and attach the other end to stationary structures using the adjustable, locking ceiling attachment (see picture below right).



Cable Mount Kit:

- Spring Clip
- Adjustable, locking ceiling attachment

CMK24