

Ovation Series Surface Mount

Prefix: SVN14

The Ovation Series LED Surface Mount Fixture family has been developed to dramatically improve energy efficiency and quality of light using Solid State Lighting (SSL) technologies. The Ovation Series LED Surface Mount Fixtures provide an attractive, low profile, energy efficient architectural look which has been specifically designed to replace existing fluorescent lighting or for use in new construction. Comfortable, low glare, uniform lighting is attributed to this style of fixture. Typical applications for this type of product are interior spaces where finished ceilings and walls exist. Applications include:

- Commercial/Corporate Office Spaces
- Retail Spaces, Public Spaces and Airports
- Schools, Colleges and Universities
- Hospitals, Government Facilities and Military Bases



DLC Application Category #7
"1x4 Luminaires for Ambient
Lighting of Interior Commercial
Spaces"

DesignLights Consortium® (DLC) qualified product. Not all versions of this product may be DLC qualified. Please check the DLC Qualified Products List at www.designlights.org to confirm which versions are qualified



Optional
Wireless Sensor
Shown Installed

project:

fixture type:

catalog #:

quantity:

ORDERING GUIDE

PREFIX/ SERIES	SIZE	OPTICS (DISTRIBUTION)	LUMEN OUTPUT*	DRIVER VOLTAGE	DRIVER TYPE	COLOR TEMP.	CRI	LENS (DIFFUSER)	FIXTURE OPTIONS
SVN - Ovation Series Surface	14-1x4	N - Normal	L015 - 1500 (11.7W) L020 - 2000 (15.1W) L030 - 3000 (22.2W) L040 - 4000 (29.2W) L050 - 5000 (36.7W) L060 - 6000 (44W) L065 - 6500 (47.8W) Lxxx - Custom (Specify)	UNV - Universal Voltage (120v - 277v) (50/60 Hz)	DM - 0-10v Low Voltage Dimming (10% - 100%) (Standard) DM1 - 0-10v Low Voltage* Dimming (1% - 100%) LH1 - Lutron Hi-Lume* Dimming (1% - 100%) LV - Line Voltage* Dimming (120V only) DA1 - Dali-2 and D4i cert * Dimming (1% - 100%) *Special Order Only	C27 - 2700 K* C30 - 3000 K* C35 - 3500 K C40 - 4000 K C50 - 5000 K* *Special Order Only	Blank- 80 CRI 9-90 CRI* S- Sunlike 95 CRI* *Special Order Only	AF - Frosted Linear Prism Acrylic Lens (Standard)	AR - Air Return Slots SNS21x - Philips Wireless Sensor (EasySense)††† SVP- Silvair PIR Wireless Sensor††† SVM- Silvair Microwave Sensor†††† LAR- Lutron Athena Wireless control RF Only††††† LAP - Lutron Athena Wireless PIR Sensor††† LVR - Lutron Vive Wireless control RF Only††††† LVP - Lutron Vive Wireless PIR Sensor††† WLJ- WaveLink Integral PIR Sensor††† Axxx - Auxiliary output 12 or 24V EM - Emergency Battery Pack †

† Standard "EM" option to be NiCd Battery @ 5 Watts constant power @ 90 min. duration (standard). Consult factory for all available options.

† † † PIR sensors provide: Occupancy/Vacancy, Daylight Harvesting, Task Tuning & Advanced Grouping control options. (max 12 ft mounting height, highbay options available upon request)

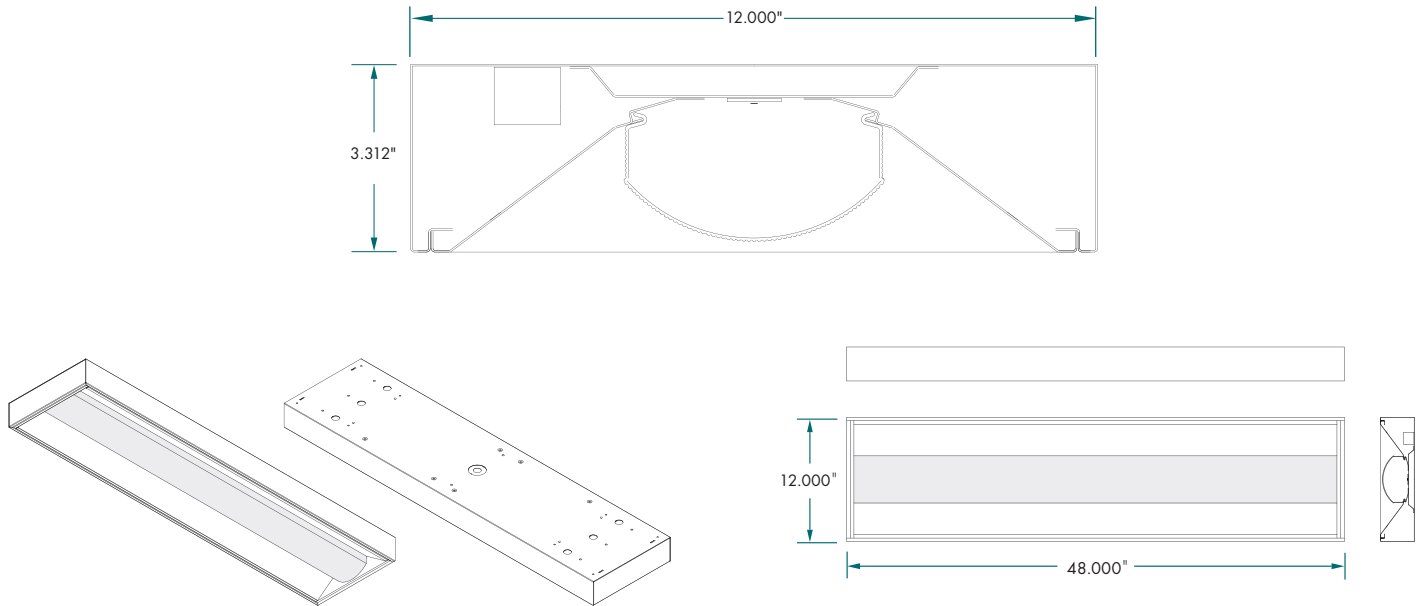
† † † † Microwave sensor provides: Occupancy/Vacancy, Task Tuning, Energy Monitoring & Advanced Grouping control options. (Sensor not visible from exterior of fixture, max 12 ft mounting height)

† † † † † RF sensors provide: Wireless fixture control only. (Wireless controls must be located within

60 ft (18 m) from each other in the line of sight, or 30 ft (9 m) through walls)

SVN 1x4 Cross Section

Prefix: SVN14



CONSTRUCTION

- Precision die-formed from 22 gauge cold rolled steel. (Other gauges available upon request)
- Mechanically fastened / resistance welded.
- Consult factory for all options or any modifications needed.

FINISH

- High Reflectance Matte White polyester powder coat baked enamel for extreme durability and superior fixture efficiency. Total Reflectance = 97%.

LED's/OPTICS

- High performance LED boards manufactured specifically for interior lighting. LED boards feature the most current LEDs for maximum performance, efficiency and longevity.
- Standard color temperatures offered are 3500K and 4000K. Consult factory for all other color temperature options. 80 CRI (Minimum) standard, 90 CRI and Sunlike 95 CRI Options available.
- RoHS Compliant.
- Always consult factory for the latest developments and improvements concerning LEDs and Optics.

DRIVERS

- Electronic, constant current type. Universal voltage (120v-277v).
- 0-10v dimmable. 10-100% (Standard) 1-100% (Optional).
- Line Voltage Dimming Drivers are optional.
- Auxiliary output (Optional) used to power various sensors / wireless modules. (12 or 24Vdc options specify when ordering)
- Suitable for dry and damp locations.
- UL Recognized Class P, RoHS Compliant.

LENS (DIFFUSER)

- Extruded from 100% clear, virgin acrylic.
- Extruded linear ribs provide clean, aesthetic architectural look.

MOUNTING

- Fixtures are designed to be surface mounted or suspended using pendant, aircraft cable or jack chain. Consult factory for all other special mounting conditions.

ELECTRICAL

- Surface Mount fixtures are UL/CUL Listed and labeled for dry / damp locations.
- LM80 performance for 50,000+ hours
- Bi-level dimming option allows 50% power for compliance with common energy codes.
- Driver disconnect provided where required to comply with US & Canadian codes.

QUALITY CONTROL

- All fixtures are designed, fabricated, assembled, tested, packaged and shipped from RENOVA's manufacturing facility in Warwick, RI (USA).

WARRANTY

- 5-year limited warranty. Please refer to RENOVA's website at www.renova.com/sales/warranties for the latest warranty terms and conditions.

NOTES:

LED Dimming Drivers have adjustable output capability. A wide range of input watts/lumen output can be adjusted up or down on all models to suit a particular application. Always consult factory for the latest information.

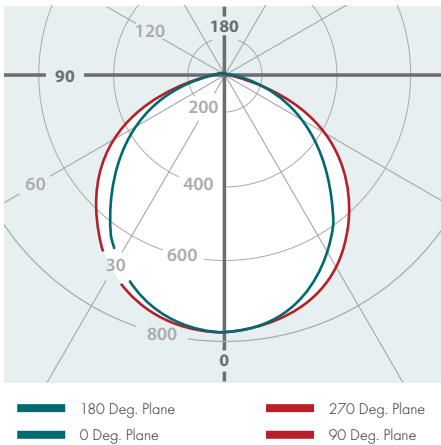
Photometric data, IES files and all other information is available on request.

RENOVA products are constantly being improved; therefore the information shown is subject to change without notice. Always consult your lighting representative or RENOVA Lighting Systems, Inc. for the latest information.

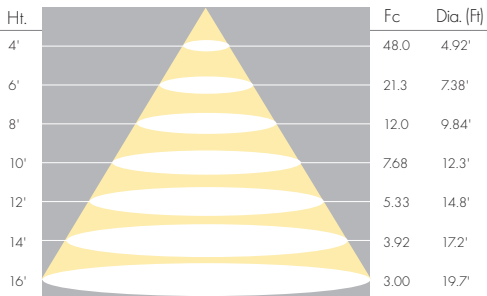


Catalog #: SVN14-N1020-UNV-DM-C40-AF-XX-XX
Photometric Test Report #: 11347031-1263964
Delivered Lumens: 2025
Efficacy (Lumens/Watt): 134.1
Power: 15.10w @ 120 VAC
Power Factor: 0.996
Current THD: 5.17%
CRI: 82.6
CCT: 3931 K
LED Life: 50,000+ hrs

Candela Distribution Polar Plot



Cone of Light Tabulation



Coefficients of Utilizations (%)
Effective Floor Cavity Reflectance 20 Per (pfc=0.20)

pcc	pw	80				70				50		
		70	50	30	10	70	50	30	10	50	30	10
RCR	0	2411	2411	2411	2411	2355	2355	2355	2355	2250	2250	2250
	1	2213	2120	2037	1962	2158	2074	1999	1930	1988	1926	1870
	2	2018	1857	1723	1611	1966	1819	1696	1592	1747	1644	1555
	3	1844	1636	1475	1347	1794	1604	1455	1335	1544	1416	1311
	4	1691	1453	1279	1146	1645	1426	1264	1138	1376	1235	1123
	5	1557	1301	1122	990	1514	1278	1110	985	1236	1088	974
	6	1439	1173	995	867	1400	1154	985	863	1118	967	855
	7	1335	1065	890	767	1300	1049	882	764	1017	868	759
	8	1243	973	803	686	1212	959	796	683	932	784	679
	9	1162	894	729	618	1134	881	724	616	858	714	613
	10	1090	825	666	561	1064	815	662	560	795	654	557

Luminance Summary CD./SQ.M.

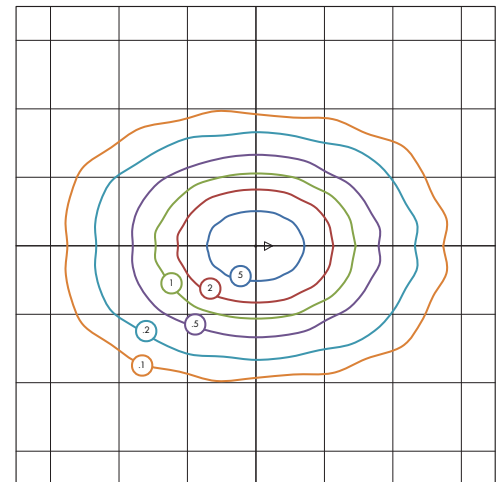
Angle	Along	45.0	Across
0	2134	2134	2134
45	1722	1894	2019
55	1497	1766	1929
65	1266	1622	1577
75	1038	1263	951
85	804	702	623

Zonal Lumen Summary

Zone	Lumens	% Luminaire
0-30	591	29.3
0-40	959	47.4
0-60	1652	81.6
0-90	2025	100.0
40-90	1066	52.6
60-90	373	18.4
90-180	0	0.0
0-180	2025	100

Horizontal Footcandles

Mounting Height = 8" - 0" A.F.F.
Maximum Calculated Value = 12.23 Fc



Grid Lines in Units of Mounting Height

5fc 2fc 1fc .5fc .2fc .1fc



SVN Series LED Luminaires Listed on the DLC Qualified Products List (QPL)

RENOVA Catalog Number	Delivered Lumens	Input Watts	Lumens per Watt	DLC – QPL Classification
[R,S]VN14-N-[L015 to L065]-UNV-DM-C35-AF-SNS[2,3]00-[BLANK, EM, AR]	1500-6560	Varies by Output	137.18	Standard
[R,S]VN14-N-[L015 to L065]-UNV-DM-C35-AF-SNS[2,3]00-[BLANK, EM, AR]	1500-6560	Varies by Output	139.04	Standard
SVN14-N-L015-UNV-DM-C35-AF-xx	1518	11.70	129.74	Standard
SVN14-N-L015-UNV-DM-C40-AF-xx	1544	11.63	132.76	Standard
SVN14-N-L020-UNV-DM-C35-AF-xx	1990	15.21	130.83	Standard
SVN14-N-L020-UNV-DM-C40-AF-xx	2025	15.10	134.11	Standard
SVN14-N-L030-UNV-DM-C35-AF-xx	3021	22.17	136.27	Standard
SVN14-N-L030-UNV-DM-C40-AF-xx	3104	22.17	140.05	Standard
SVN14-N-L040-UNV-DM-C35-AF-xx	3942	29.19	135.05	Standard
SVN14-N-L040-UNV-DM-C40-AF-xx	4051	29.19	138.80	Standard
SVN14-N-L050-UNV-DM-C35-AF-xx	5181	39.64	130.70	Standard
SVN14-N-L050-UNV-DM-C40-AF-xx	5324	39.64	134.33	Standard
SVN14-N-L060-UNV-DM-C35-AF-xx	5972	48.34	123.54	Standard
SVN14-N-L060-UNV-DM-C40-AF-xx	6137	48.34	126.97	Standard